


NZ4U2U Caravan Hire



Instructions for operating your caravan

Your caravan comes with two keys: a key for the hitch lock (which must remain locked and on the caravan except when engaging and disengaging the caravan from your car) and a key which will unlock your caravan door and lockers.



Important things for your attention

Your caravan is only suitable for hard sealed roads. You will need our consent to travel on an unsealed road so please let us know if your journey will take you on an unsealed road (except in the case of road works). If this is an unplanned requirement mid journey please advise by text 0220 694828

Please be aware of your long turning swing. In particular, if you park beside a tree, seat, fence, or lamppost while you have a coffee, take care when departing that the back of the caravan does not swing around and collide with the item you have parked beside.

Generators are used at your own risk/expense. They can cause power spikes which can “fry” the caravan’s sensitive electronics.

The caravan must be returned with a full gas bottle and in a clean state, including a clean oven, fridge and clean dishes with, all rubbish removed. And the toilet cassette and the waste container must be returned rinsed out. Additional ‘soiling fees’ of \$250 will be charged if the cassettes are not rinsed and empty.

Prior to leaving the yard, please ensure the jockey wheel is secured in its housing and the winder handle and locking pin are tightly closed, the running lights on the outside of your caravan are operating, the stabiliser legs are raised, the gas bottle is off, and the internal doors, cupboards and any loose items in the caravan are secured.

Please ensure there is water in the water tank and toilet tank when using the water and toilet pump. These small pumps can burn out if used dry. Broken pumps will be charged for.


We require photos of your caravan before you depart the yard. We will use these in the event of an insurance claim.

You must have watched our instruction video on operating your caravan before departing the yard with your hire caravan as doing so is up part of our terms and conditions of hire.

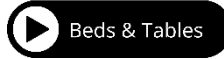
If you identify any issues with your caravan, it is important you text us immediately. If you need immediate help, you should call 0220694828.



NZ4U2U Caravan Hire



Other Really Important Things



The internal doors and cupboards need to be securely latched. It is important to secure your internal doors and cupboards while travelling. If you have a sliding door there will be a strap at the top of the door and a catch at the bottom of the door. You must ensure both are secure or your door will slide back and forward while travelling and cause damage. If you have a swing door please ensure these are secured before moving the caravan.

Loose Items

It is also important that any loose items you may have placed in the caravan are secure prior to moving the caravan. Items can move around while the caravan is travelling and can cause damage. This includes your water and waste containers. The waste container should travel in the bin provided to ensure it does not move around on its wheels. If the water container is full you must secure it in the chocks provided.

Fixed Island Bed

If you have a fixed island bed, your bed comes with a handle at the end. Pull this handle gently to extend the bed at night. Ensure you lift the bed slightly when pushing the bed back into its day time position as it slides much easier if you lift it slightly rather than just kicking it with your knees.

Lounge Bed

The lounge area converts to a bed. Pull out the slats at the front of the caravan by grasping the panel below the front cabin drawers. These will unfold along the length of the couch. Fold down the back lounge swabs and turn the lounge swabs upside down to provide a mattress surface. Extra soft bambino mattress toppers are available on request.

Clean and Tidy

Please ensure your caravan is returned clean and tidy, the fridge and oven are wiped out, the dishes cleaned and sink wiped out. All rubbish must be removed and the linen stripped from the beds and placed in the linen hampers on return of the caravan to the yard. The toilet cassette must be emptied and rinsed and the cassette compartment must be clean. The waste container must be rinsed out. There will be an additional cleaning fee if the caravan is not returned clean and tidy. There is a toilet soiling fee of \$250 if the toilet is cassette or cavity is not rinsed and clean on return.

Bedding

Bedding is not to be used outside the caravan. It must remain inside at all times.

BBQ

If you have a BBQ, please remember it must be returned clean or you will incur a cleaning fee.

Awning

If you have an awning, please ensure this is returned dry and repacked. If not there will be a dry and repack charge.

90km speed limit

Remember there is a 90km speed limit for travelling with your caravan so do not exceed this. We strongly recommend keeping your speed down if towing in high winds. The caravans can swing around a lot and it is important you drive to the conditions. NZTA will advertise weather warnings as appropriate and we ask that you comply with all the appropriate recommendations.

Damage

Please notify us if the caravan has suffered damage while in your care. Your caravan should be completely operational and in good condition when collected from us. If you find damage or you are having problems with an item that seems to be faulty you must take photos or notify us immediately. A delay in notification could result in a charge for the damage.

Have a great holiday.
The team at NZ4U2U